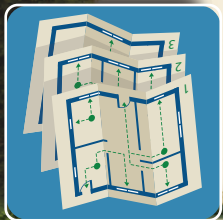
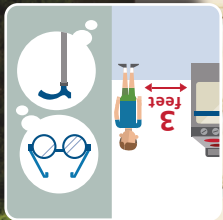


Home Fire Safety

U.S. Fire Administration
Working for a fire-safe America



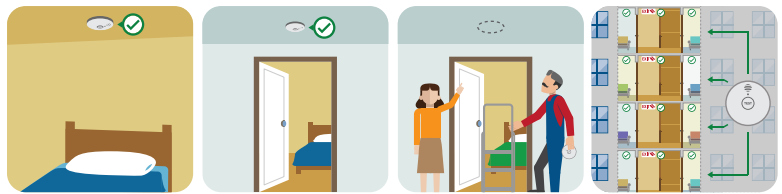
Fire is fast!

In less than 30 seconds a small flame can turn into a major fire.

Here are some important ways to keep your home safe from fire.

Smoke alarms

Working smoke alarms give you early warning if there is a fire.



- ✓ Put smoke alarms on every level of your home.
- ✓ Place smoke alarms inside and outside of all the sleeping areas.
- ✓ Make sure all of your smoke alarms work. Test them each month.
- ✓ Replace smoke alarms that are 10 years old or older.

In the kitchen


Cooking is the number one cause of home fires.



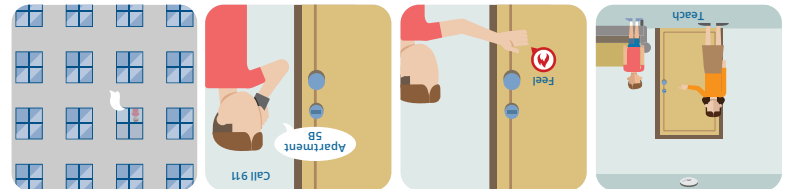
- ✓ Stay in the kitchen when you are frying, grilling, broiling or boiling food.
- ✓ If you leave the kitchen, turn the burner off.
- ✓ Keep things that can burn away from your cooking area.
- ✓ Turn pot handles toward the back of the stove so they won't get bumped.

Unfold to learn about home fire escape planning and use the grid to create your own home fire escape plan.

- ✓ Our risk of being injured in a fire increases with age.
- ✓ Know two ways out of each room. Keep these exits clear.
- ✓ Make sure everyone is able to hear the sound of the smoke alarm and knows how to get outside if it sounds.
- ✓ Older adults may need your help escaping. Plan for this.
- ✓ Keep wheelchair, eyeglasses, hearing aids and a telephone next to the bed.
- ✓ If needed, install smoke alarms and alert devices for people who are deaf or hard of hearing.



- ✓ Keep children at least three feet away from anything that gets hot, including heaters, the stove and candles.
 - ✓ Lock cigarette lighters and matches up high, out of a child's sight and reach.
 - ✓ Teach your children how to escape on their own in case you cannot help them.
- Children under four years old are at higher risk of home fire injury and death than other children.

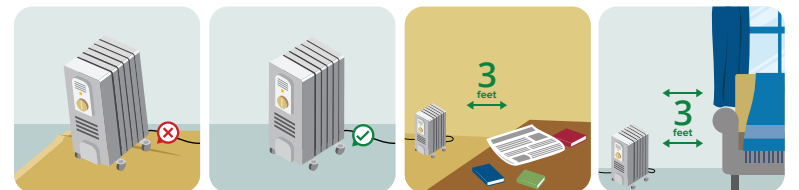


If you have young children or older adults living in your home, they may need your help to stay safe.

Young children and older adults

Home heating

Heating is the second leading cause of home fires.



- ✓ Keep anything that can burn at least three feet away from fireplaces, wood stoves, space heaters and radiators.
- ✓ When you leave a room or go to bed, turn heaters off or unplug them.
- ✓ Plug space heaters directly into the outlet and never use an extension cord or power strip.
- ✓ Make sure your heater has an automatic shut-off switch that turns it off if it tips over.
- ✓ Have your furnace, chimney and chimney connector inspected by a professional each winter. Make repairs before cool weather sets in.



Install carbon monoxide (CO) alarms and test them every month.

Smokers

If you smoke in your home, you're at higher risk to have a fire.

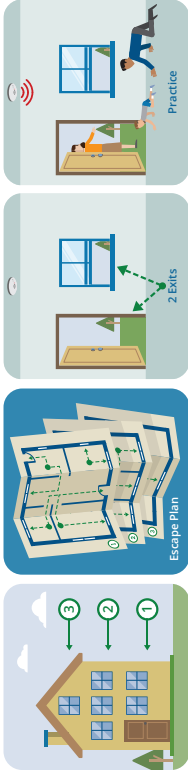


You can prevent a fire by asking all smokers to:

- ✓ Always smoke outside.
- ✓ Use deep, sturdy ashtrays.
- ✓ Put cigarettes all the way out. Do this every time.
- ✓ Put water on cigarette butts before throwing them in the trash.
- ✓ Smoke only when alert. Never smoke in bed or if drowsy.

Escape plan

Make a plan. Talk to your family about what to do if there is a fire.

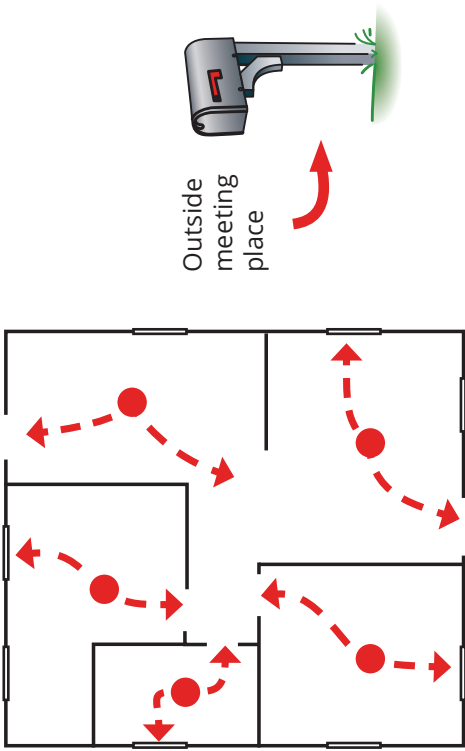


- Know two ways out of every room.
- Have a meeting place outside your home.
- Know how to call 911 from outside to report a fire.
- Practice your escape plan with everyone who lives in your home at least twice a year.

How to make a home fire escape plan:

- Draw a map or floor plan of your home. Show all windows and doors.
- Mark two ways out of each room.
- Choose a meeting place outside in front of your home. Draw a picture of your outside meeting place on your escape plan.
- Write the emergency telephone number for the fire department on your escape plan.
- Practice your plan at least two times a year.

Example



Fire department number: _____

Our Home Fire Escape Plan