


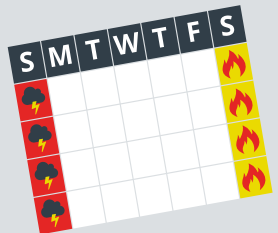




At a Glance

Fire Department Overall Run Profile as Reported to the National Fire Incident Reporting System (2019)

<p>In 2019, fire departments responded to</p> <h1>28,534,400</h1> <p>incident calls</p> <p>that were reported to the National Fire Incident Reporting System (NFIRS); this is a 6% increase in the number of calls reported in 2017.</p>	 <p>Almost two-thirds (65%) of the reported calls to fire departments required emergency medical services (EMS) and rescue services.</p>	  <p>Only 4% of all reported fire department runs were fire related.</p>
 <p>In 2019, fire runs were more prevalent on Saturdays, whereas severe weather calls peaked on Sundays followed by a secondary peak on Thursdays.</p>	 <p>About half (52%) of the reported calls were to residential properties. 70% required EMS or rescue services while only 3% were fire related.</p>	 <p>Approximately 8% of reported runs involved mutual or automatic aid.</p>

Topical reports are designed to explore facets of the U.S. fire problem as depicted through data collected in the U.S. Fire Administration's NFIRS. Each topical report briefly addresses the nature of the specific fire or fire-related topic, highlights important findings from the data, and may suggest other resources to consider for further information.

To read the full report, visit: usfa.fema.gov.